



180 Metcalfe St, Suite 608
Ottawa, Ontario K2P 1P5
(613) 321-1440

www.ncra.ca

*Membership Coordinator/
coordonateur de l'adhésion*
Luke Smith
luke@ncra.ca

An Analysis of NCRC Attendance

In June CHUO-FM hosted the 35th National Community Radio Conference. This was a resounding success. According to the registration figures, 34 NCRA member stations participated with 97 people attending from those stations. It's worth noting that 34 stations are only around 36% of our membership.

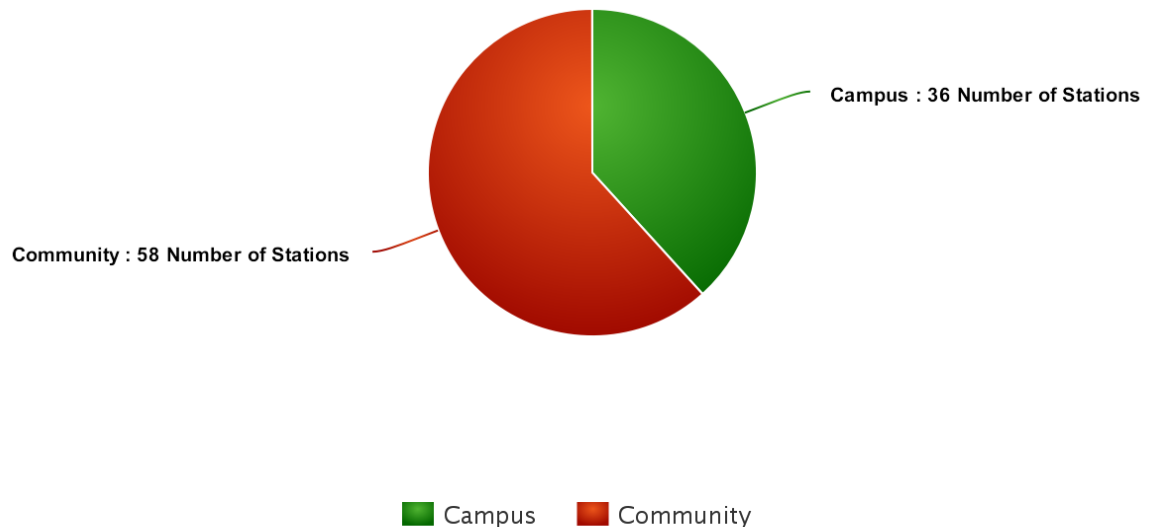
The following report will look at the representation of campus versus community stations attending the conference, the regional representation, and the staff versus volunteer representation.

It will also look into the results of the demographic information gathered for the folks who were funded to participate by the NCRA through the CRFC grant.

Campus or Community Radio Stations

The NCRA membership is the following, community stations are in the clear majority:

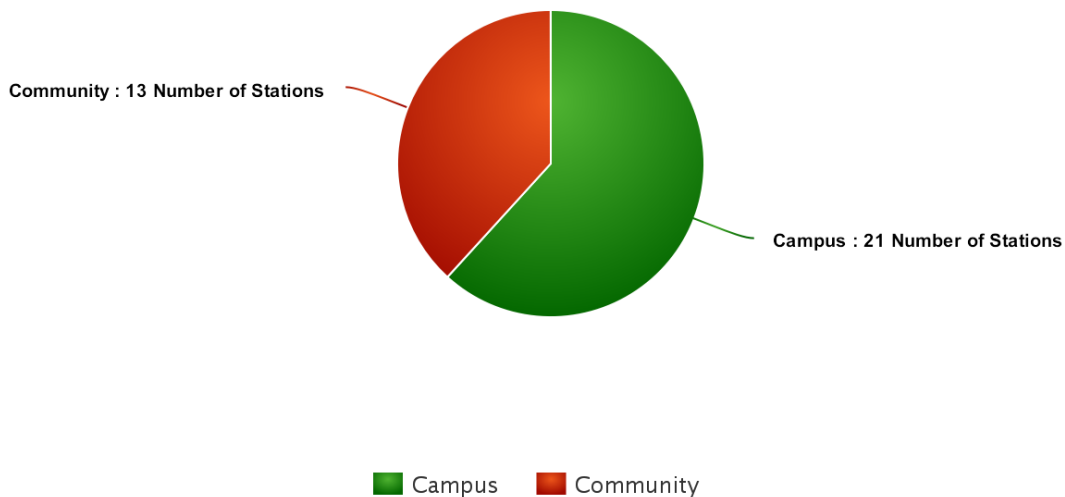
Representation of Campus and Community Radio Stations in our Membership
NCRA Membership Records



meta-chart.com

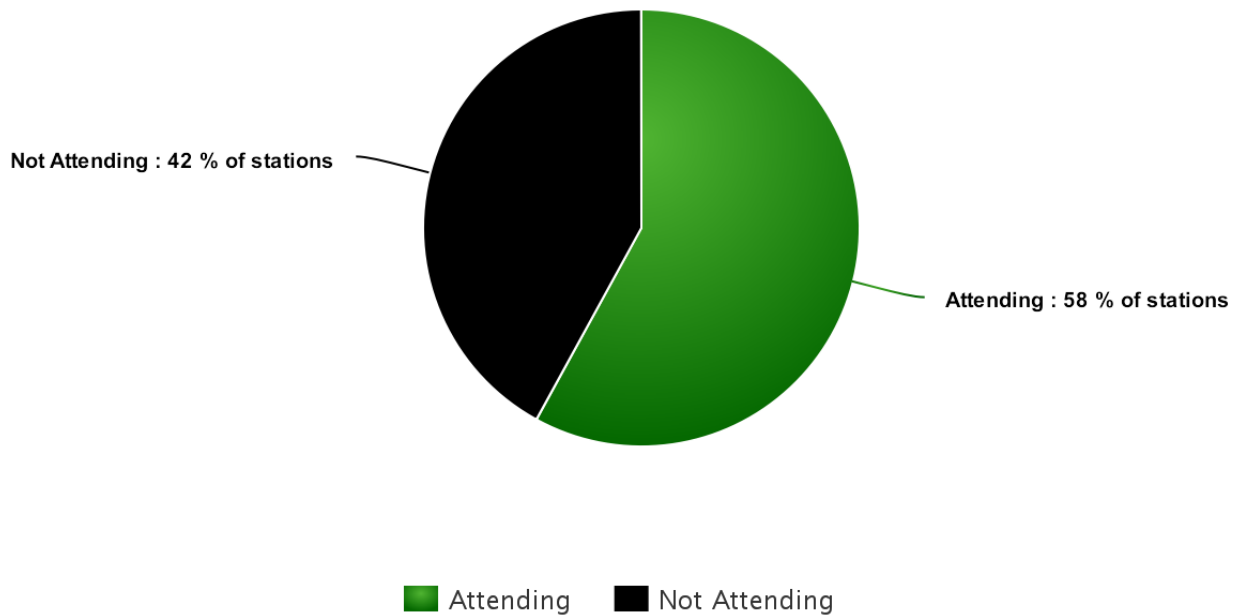
Looking at records from the NCRA has revealed that when you look at the number of stations attending, there is a clear discrepancy.

Representation of Campus and Community Radio Stations at NCRC
NCRC Records

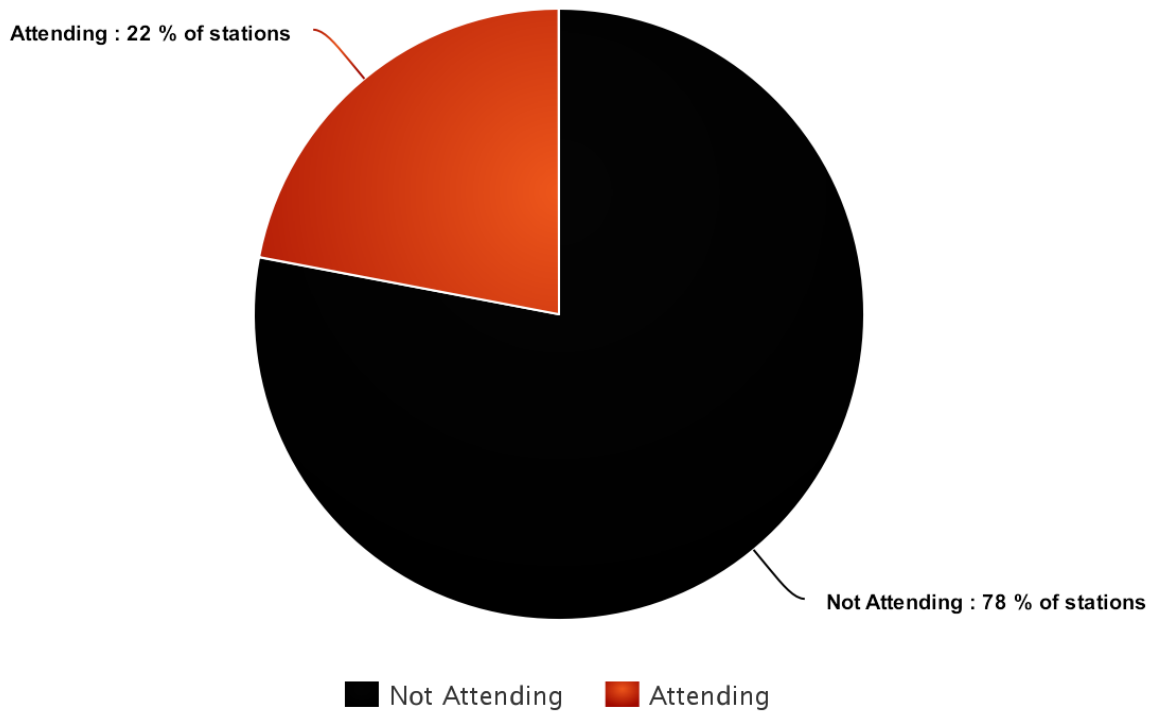


Below are two graphs which show what percentage of the campus stations were able to attend, and what percentage of our community stations were able to attend. This data clearly demonstrates that community voices are under-represented. This is a concern for the NCRA in relation to its governance.

Percentage of Campus Stations Attending
NCRC & NCRA Data



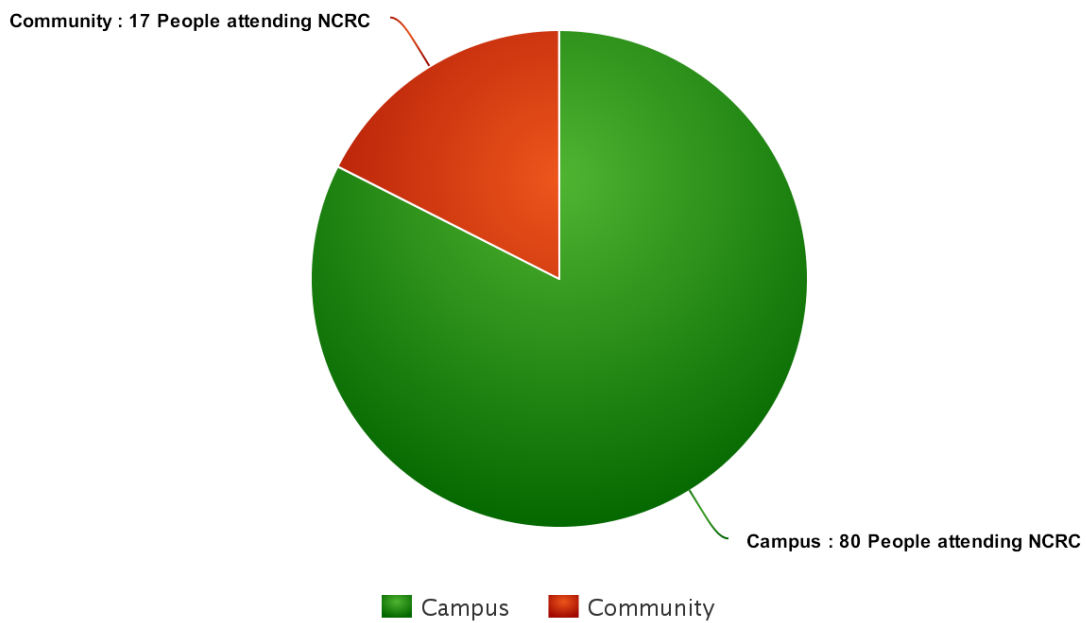
Percentage of Community Stations Attending



meta-chart.com

This discrepancy of representation is substantially more evident when you look at the number of actual people attending the conference. See the graph below –

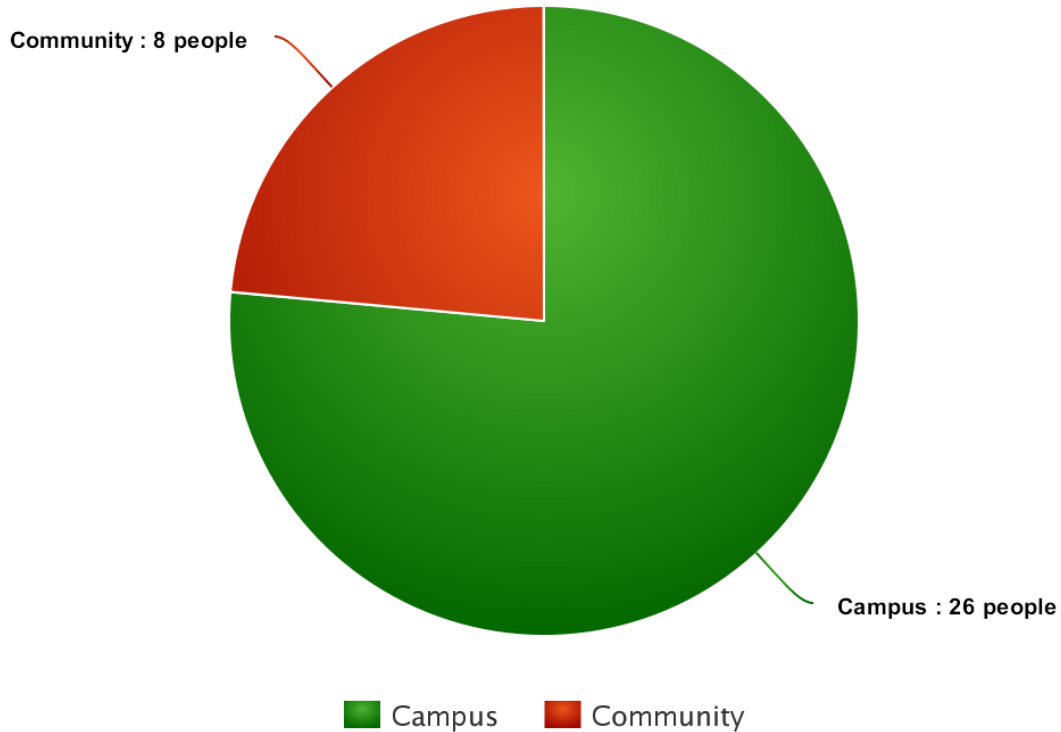
Representation of people in Campus and Community Radio Stations at NCRC
NCRC Records



meta-chart.com

After an analysis by the NCRA it has emerged that the NCRA's funding of individuals to attend has also further reinforced this discrepancy. The graph below clearly shows that a vast majority of those who were funded to attend the National Conference by the NCRA were from campus stations.

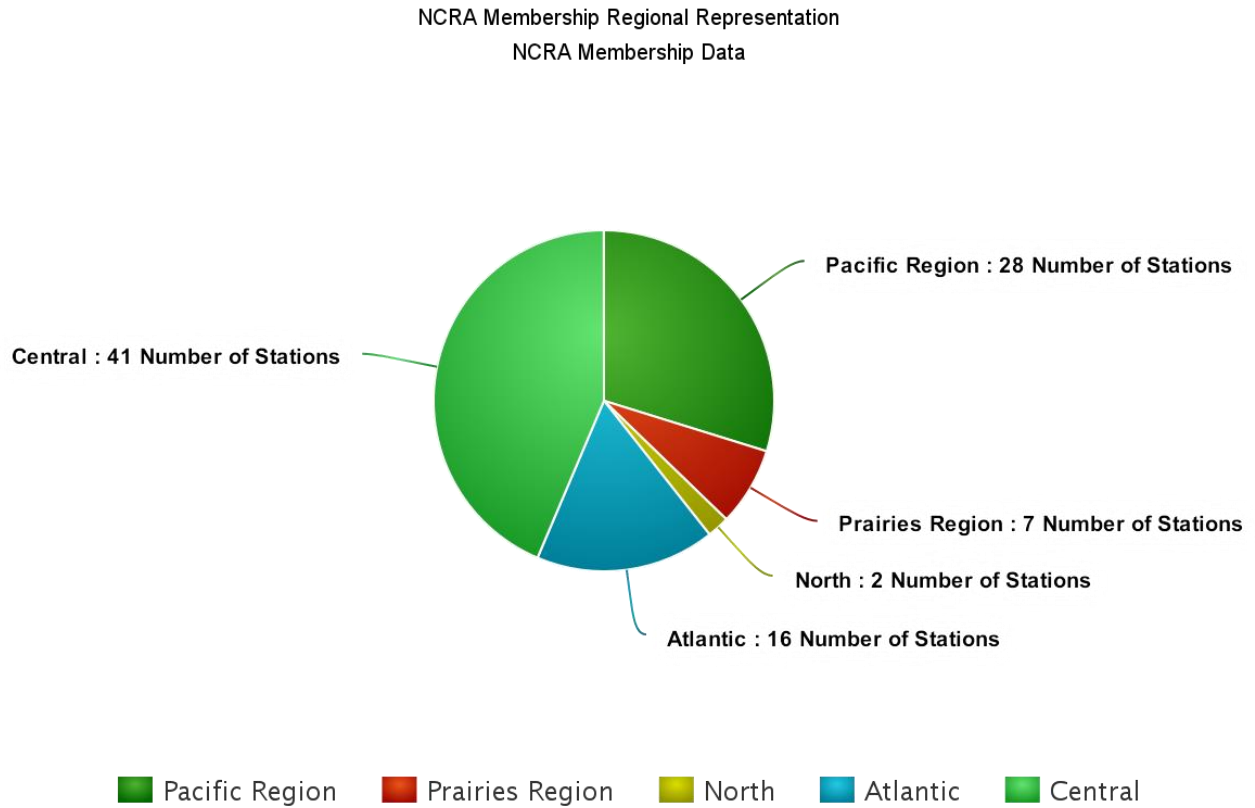
Number of People funded from Campus Vs Community Stations
NCRC & NCRA Data



meta-chart.com

Regional Representation

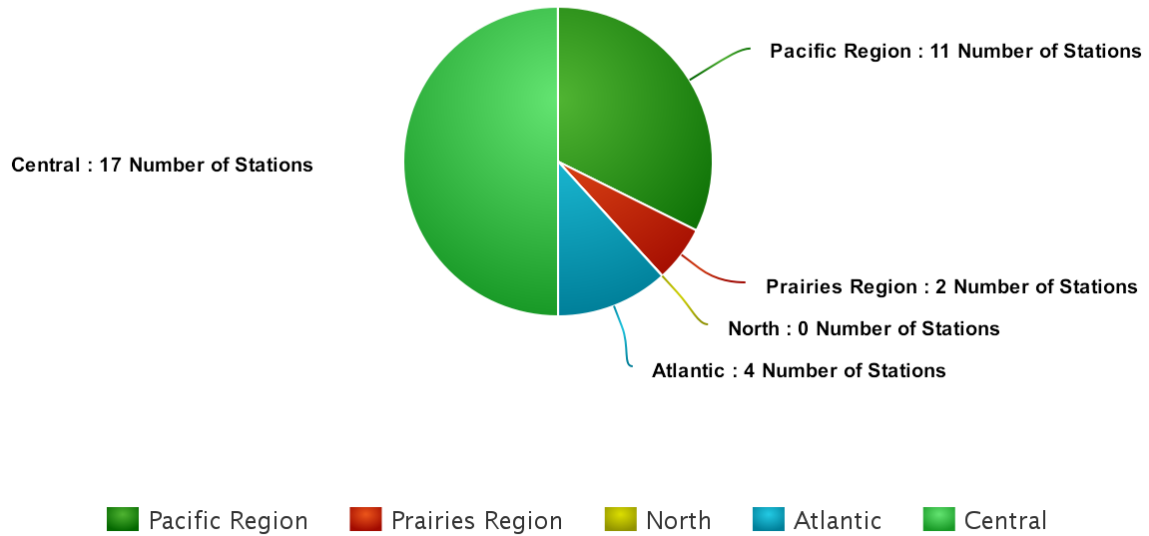
Below is the regional representation of the NCRA's membership. (Based on 5 region model, Central = ON + QC)



meta-chart.com

When you compare this to the regional representation of the voting stations at the NCRC it reveals that the North is entirely unrepresented, and the Pacific and Central representation increases.

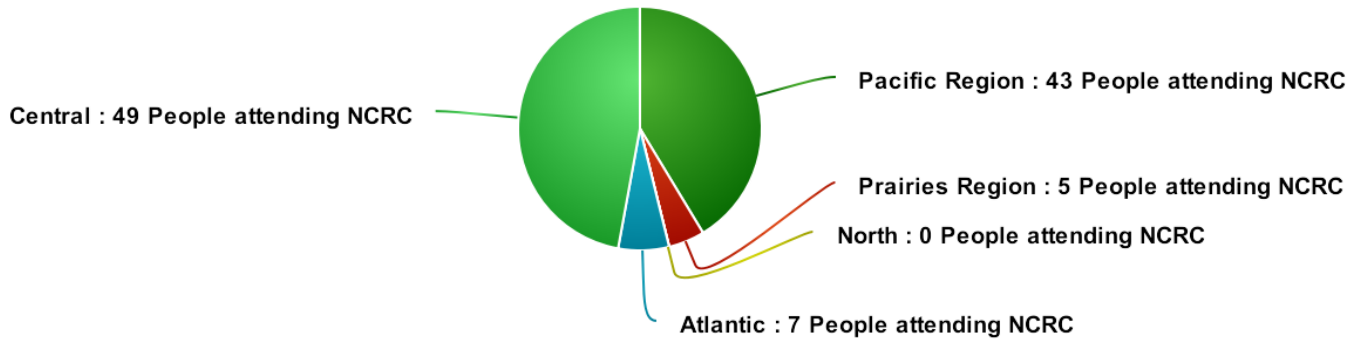
NCRC Membership Regional Representation
NCRC Records



meta-chart.com

The increase in representation from Central stations is expected as the conference was held in the central region. However the Atlantic region lost substantial representation, along with the North and Prairies. Here is the graph which shows the attendance by people from the different regions.

NCRC Membership Regional Representation by person
NCRC Records



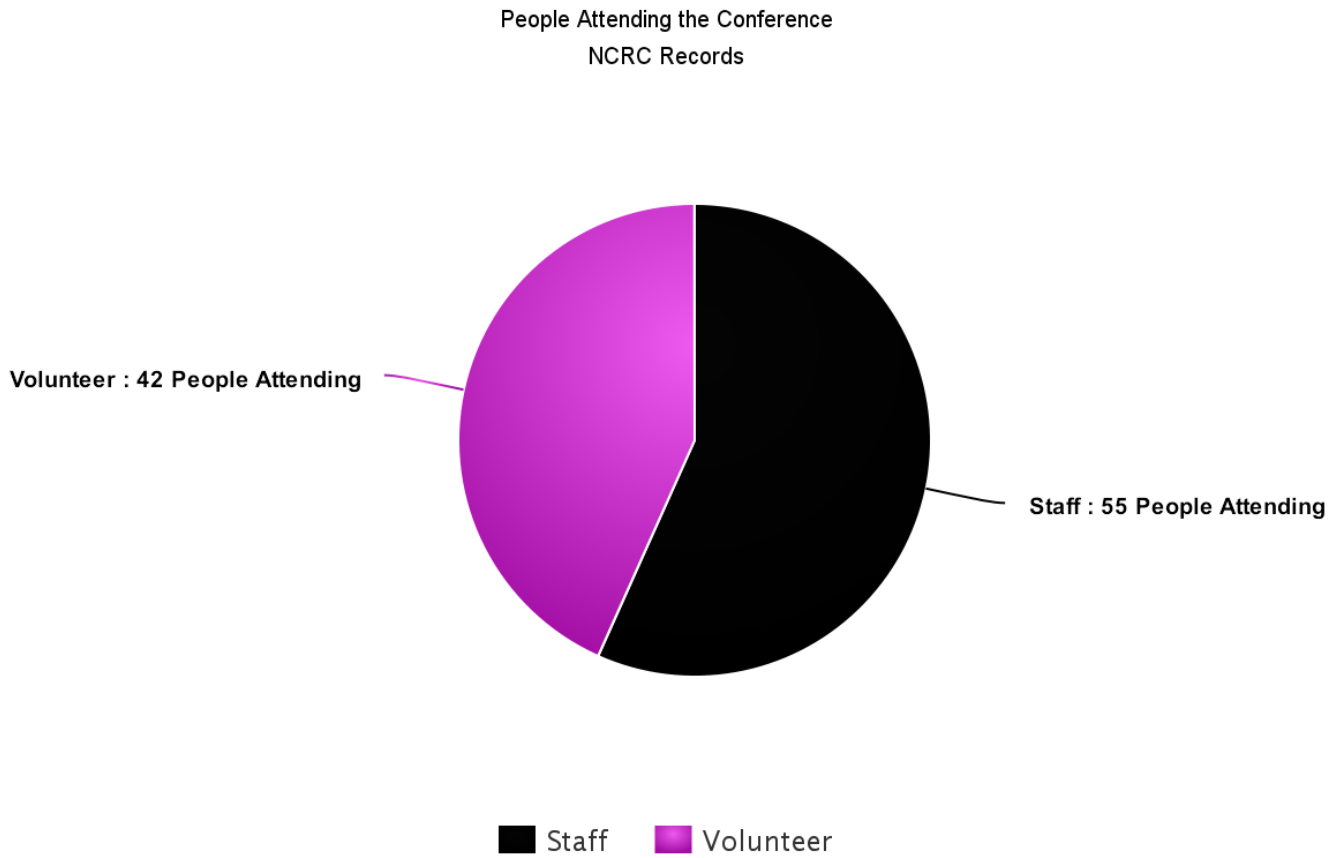
■ Pacific Region ■ Prairies Region ■ North ■ Atlantic ■ Central

meta-chart.com

This graph shows that the percentage of people being represented from the Pacific could raise concerns for representation when the conference goes to the Pacific region, as the host region traditionally also sees a statistical boost in representation. However, one caveat to this observation is that in BC there are 7 campus stations and 21 community stations. It is possible to see a drastic increase in community stations by having it in an area with a high concentration of community stations.

Representation of Staff / Volunteers in attendance

The Conference was a roughly even split between volunteers and staff members attending, as demonstrated in the graph below:

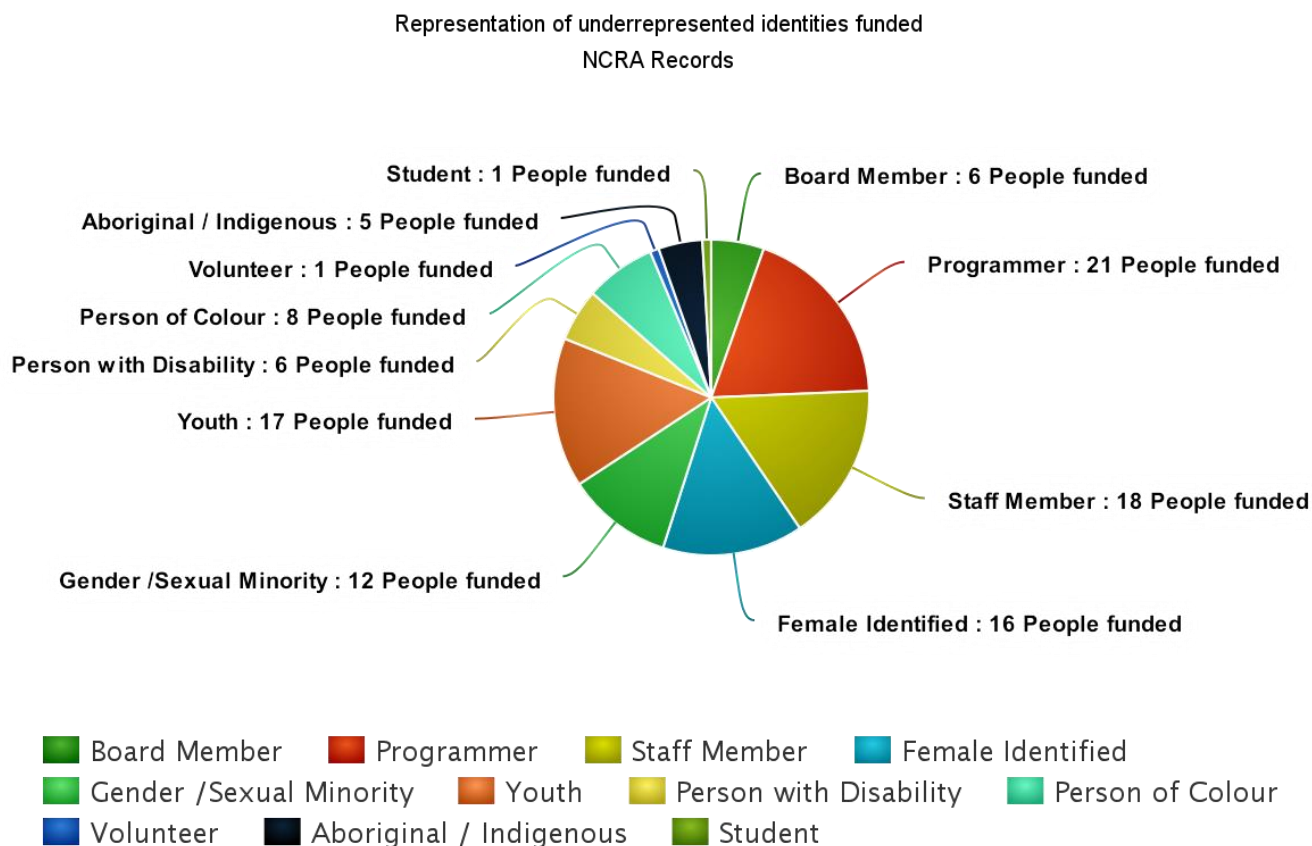


meta-chart.com

CRFC Funded support – NCRA Travel Subsidy

The NCRA through our grant from the Community Radio Fund of Canada was able to support 34 individuals in attending with support valued at over \$11,000. We also received support from the Laidlaw Foundation which assisted in supporting Aboriginal youth in attending.

A majority of those supported were programmers on their respective radio stations. It is unfortunate however, given that a majority of people attending were staff, that 52% of those funded were also staff, compared to only 2% who identified themselves as volunteers. Many people held intersectional identities, which is why the graph below shows a larger number than the number funded.

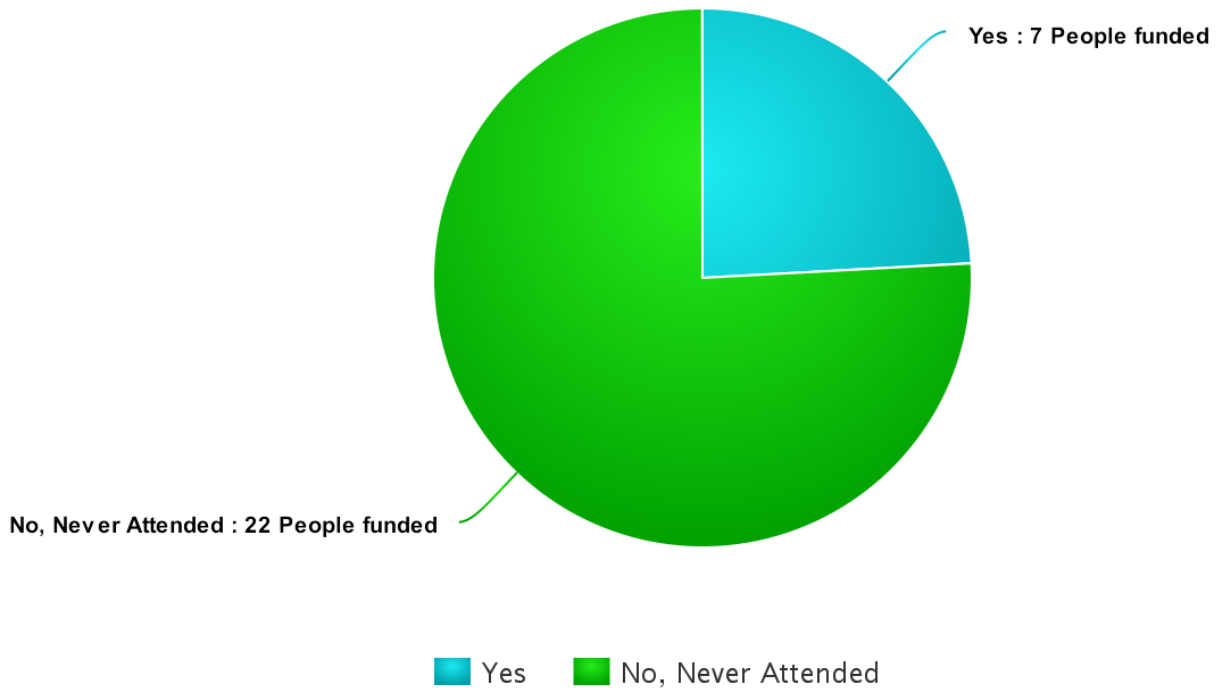


Areas that we can continue to improve on is getting more female identified folks, 47% of those that we funded were female, this can be improved. For Gender and Sexual Minorities we funded far above the national average, with support for 35% of those funded who identified as such. Half of all of the people we funded also identified as youth, this could be a great target to aim for in future years. Our Persons of Colour support was at 23%, this should be improved to better reflect the programmers of our stations, and also we supported people with disabilities who were only 17% of those supported.

Despite having a grant specifically for Aboriginal and Indigenous youth, only 14% of those we supported identified as such, this should be a priority area for improvement.

An area of success was the number of people funded to attend who had never attended before.

People Funded - Have, or have not attended before
NCRA Records



meta-chart.com

RECCOMENDATIONS

- Drastically improve the representation of Northern Stations
- Improve the representation of Atlantic and Prairie Stations
- Ensure a more appropriate balance of community to campus stations
- Encourage stations to diversify participants they support
- Encourage stations to send volunteers
- Place a higher priority on volunteers for NCRA funding
- Place a higher priority for Indigenous / Aboriginal applicants for NCRA funding
- Aim for 50% or more female identified in approved application for NCRA funding
- Replicate, or improve youth and GSM ratios for funding.
- Improve outreach, and support for applications for funding from people living with disabilities.
- Replicate or improve the number of people funded who have never participated in a NCRC.
- Restrict NCRA funding allocations to values proportional to membership, ie 60% of funding be reserved for community stations.